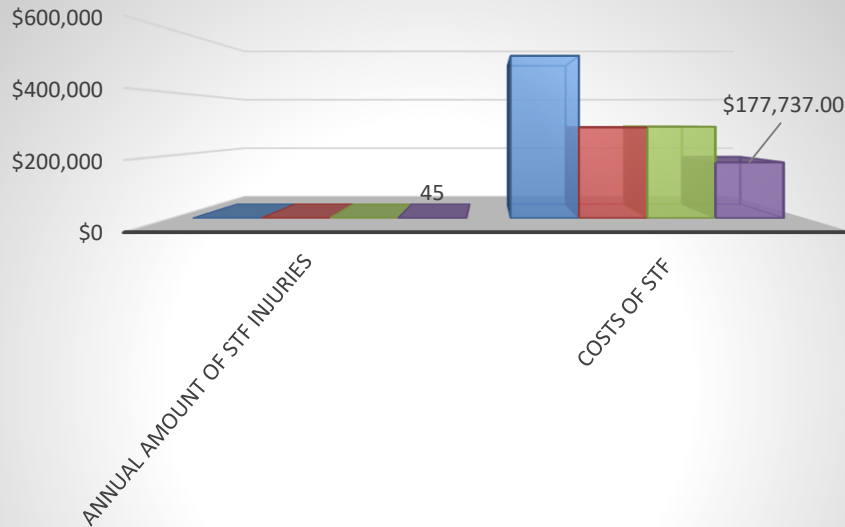


# 6.1.1 Environment of Care

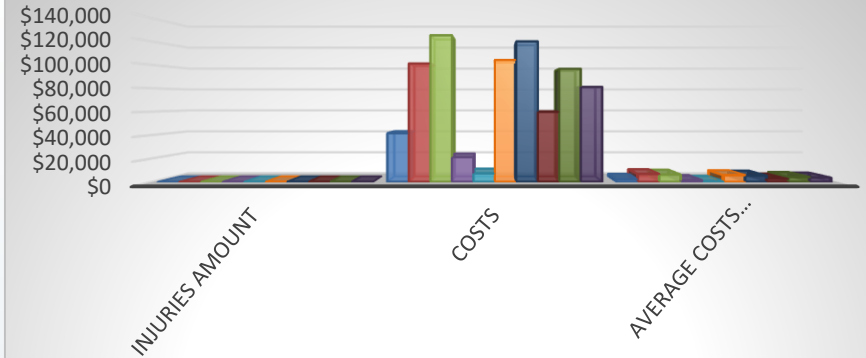
# ENVIRONMENT OF CARE PERFORMANCE REPORT - PI INITIATIVE

Annual Slips, Trips, & Falls For All Regions CY21, CY22, CY23 & 24 YTD



	Annual Amount of STF Injuries	Costs of STF
■ CY21	82	\$516,668.97
■ CY22	67	\$289,011.00
■ CY23	73	\$291,166.00
■ CY 24 YTD	45	\$177,737.00

Quarterly Slips, Trips & Falls Injuries CY2022 vs. CY 2023 Vs. 2024 YTD



	Injuries Amount	Costs	Average Costs per incident
■ Q1 '22	17	\$41,559.00	\$2,445.00
■ Q2 '22	15	\$101,144.00	\$6,743.00
■ Q3 '22	20	\$125,188.00	\$6,259.00
■ Q4 '22	15	\$21,120.00	\$1,408.00
■ Q1 '23	12	\$7,333.00	\$611.00
■ Q2 '23	18	\$104,082.00	\$5,782.00
■ Q3 '23	22	\$119,983.00	\$5,454.00
■ Q4 '23	21	\$59,768.00	\$2,846.00
■ Q1 '24	23	\$96,590.00	\$4,199.00
■ Q2 '24	22	\$81,147.00	\$3,688.00

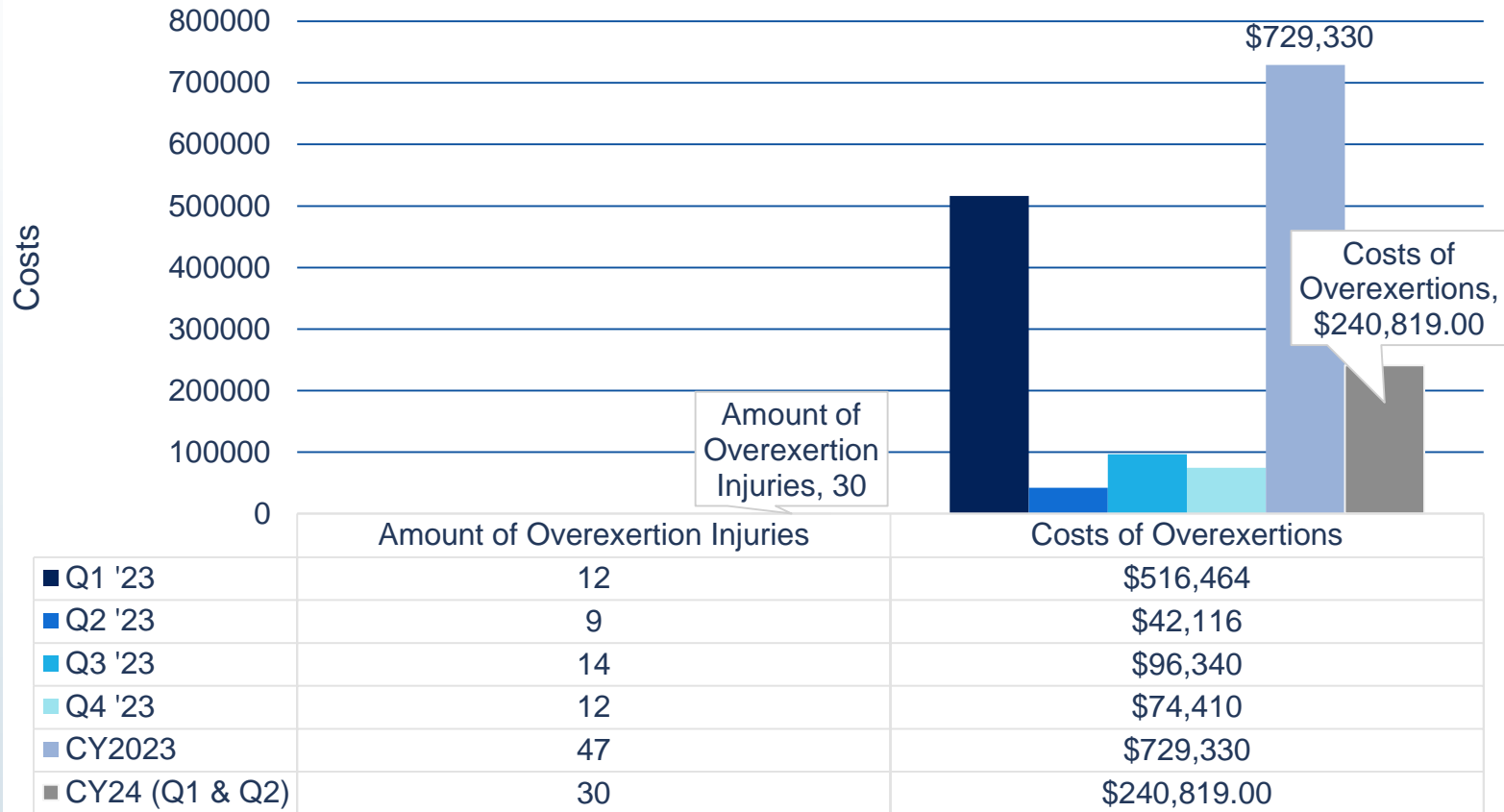
**REDUCE SLIPS, TRIPS,  
AND FALLS BY 10%  
COMPARED TO PREVIOUS  
CALENDAR YEAR**

**Finance**



# ENVIRONMENT OF CARE PERFORMANCE REPORT - PI INITIATIVE

Overexertion for All Regions CY2023 vs. YTD 2024



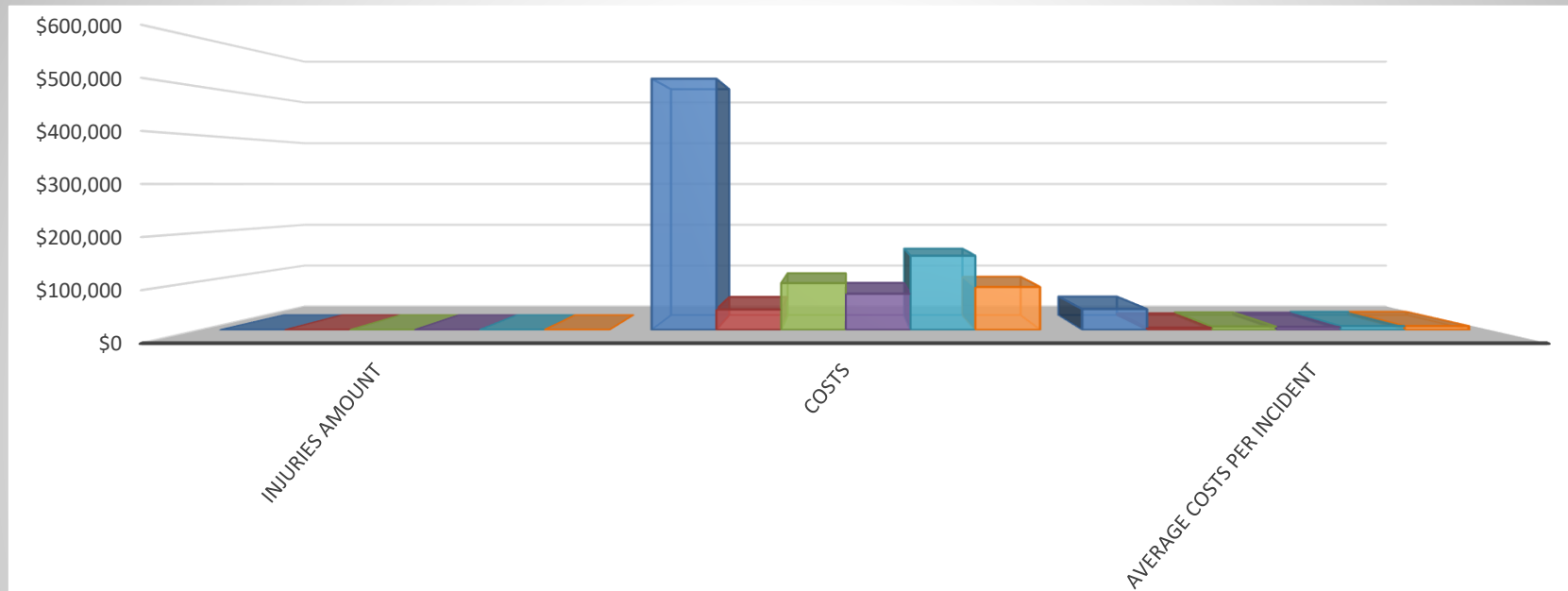
**REDUCE OVEREXERTION  
INJURIES BY 10% COMPARED TO  
PREVIOUS CALENDAR YEAR**

**Finance**



# ENVIRONMENT OF CARE PERFORMANCE REPORT - PI INITIATIVE

Quarterly Overexertion Average Costs per Incident CY 2023 Vs. 2024 YTD



	Injuries Amount	Costs	Average Costs per incident
■ Q1 '23	12	\$516,464	\$43,039
■ Q2 '23	9	\$42,116	\$4,680
■ Q3 '23	14	\$96,340	\$6,881
■ Q4 '23	12	\$74,410	\$6,201
■ Q1 '24	19	\$152,555	\$8,029
■ Q2 '24	11	\$88,264	\$8,024

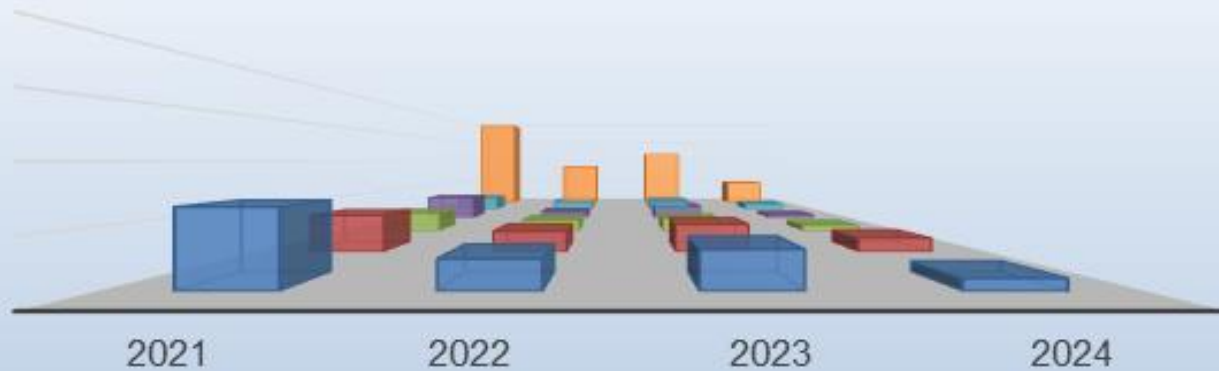
**REDUCE OVEREXERTION BY 10%  
COMPARED TO PREVIOUS  
CALENDARYEAR**

**Finance**



# ENVIRONMENT OF CARE PERFORMANCE REPORT - PI INITIATIVE

## BH PATIENT HANDLING INJURY BY TASK

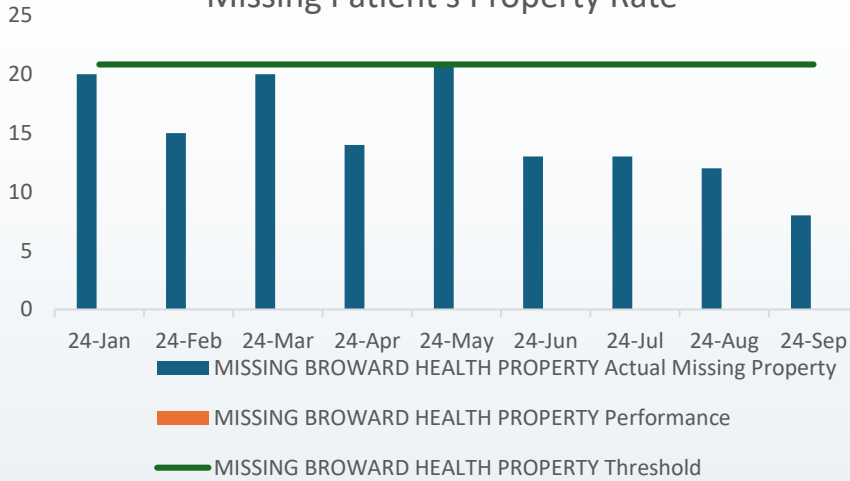


	2021	2022	2023	2024
■ Reposition	26	10	13	4
■ Transfers	16	9	12	6
■ Lifts	10	6	7	3
■ Ambulation	14	4	8	2
■ Patient Contact	9	6	7	4
■ TOTAL	75	35	47	19

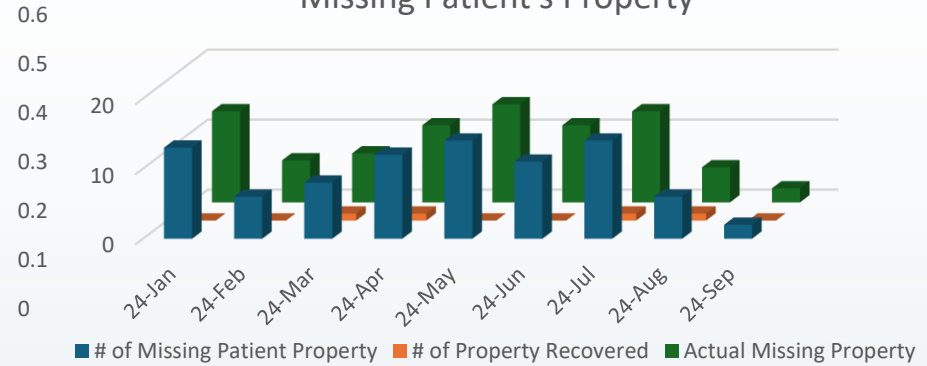
# ENVIRONMENT OF CARE PERFORMANCE REPORT – PI INITIATIVE

REDUCE MISSING PATIENT PROPERTY BY 10% COMPARED TO PREVIOUS CALENDAR YEAR

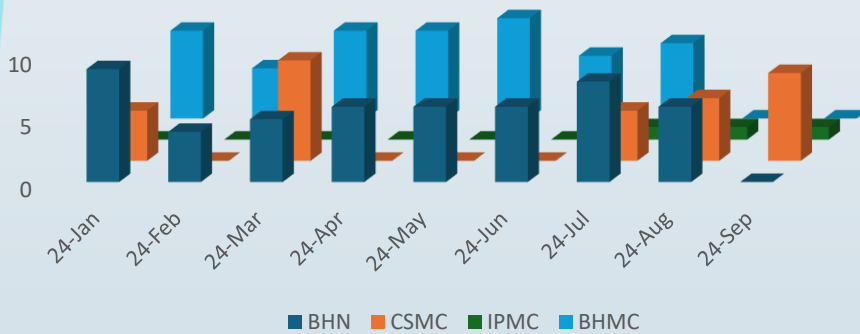
### Missing Patient's Property Rate



### Missing Patient's Property



### Regional Missing Patient's Property Performance Rate



### 2024 Missing Patient's Property

