


**SDP ENROLLMENTS BY STATUS
AS OF JANUARY 2024**

| STATUS | SDP ENROLLMENTS |
|---------------------------|-----------------|
| 2 - #2-ACTIVE CLIENT | 159 |
| S - S-CLOSED-OUT OF STATE | 3 |
| 4 - #4-INACTIVE | 1 |
| 7 - #7-CLOSED-DECEASED | 1 |
| Total | 164 |

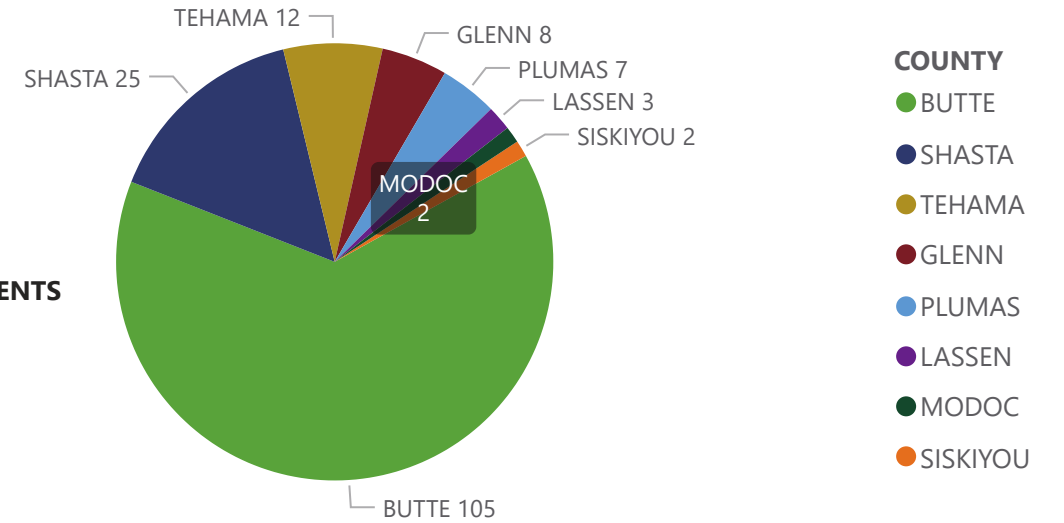
FAR NORTHERN REGIONAL CENTER SELF-DETERMINATION PROGRAM



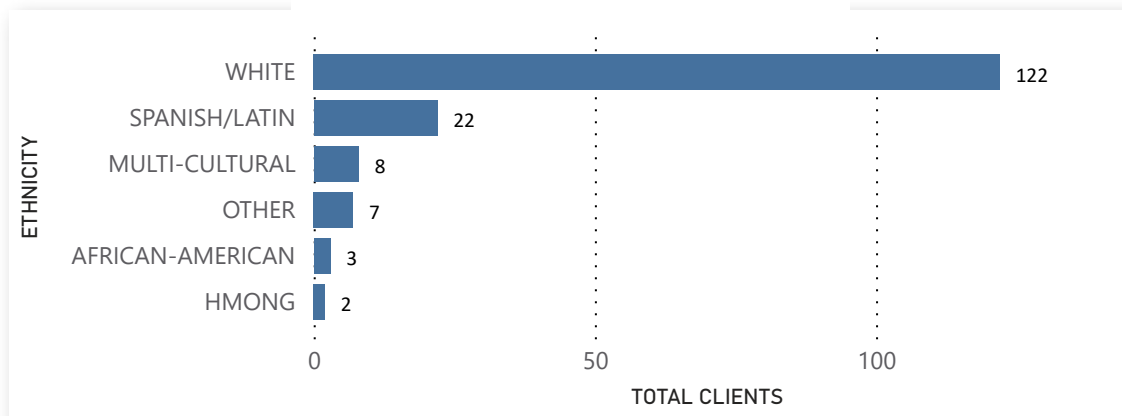
TYPE(S) OF DISABILITY BY CDER CATEGORY

| DISABILITY | COUNT BY DISABILITY |
|--------------------------------------|---------------------|
| AU - AUTISM SPECTRUM DISORDER | 85 |
| CM - CHRONIC MAJOR MEDICAL CONDITION | 53 |
| CO - OTHER MOTOR DYSFUNCTION | 1 |
| CP - CEREBRAL PALSY | 21 |
| EP - EPILEPSY | 22 |
| MD - PSYCHIATRIC DISORDERS (MD) | 32 |
| MR - INTELLECTUAL DISABILITY | 66 |
| OD - OTHER DEVELOPMENTAL DISORDER | 15 |
| Total | 295 |

**TOTAL SDP ENROLLMENTS
BY COUNTY**



TOTAL SDP ENROLLMENTS BY ETHNICITY



**TOTAL SDP ENROLLMENTS
BY AGE RANGE**

