

Fall 2024 Preliminary Enrollment

Annalise Hale

Intern, Data and Advanced Analytics

Kentucky Council on Postsecondary Education

Chris Ledford

Director, Data and Advanced Analytics

Kentucky Council on Postsecondary Education



Summary



Preliminary enrollment over the decade:

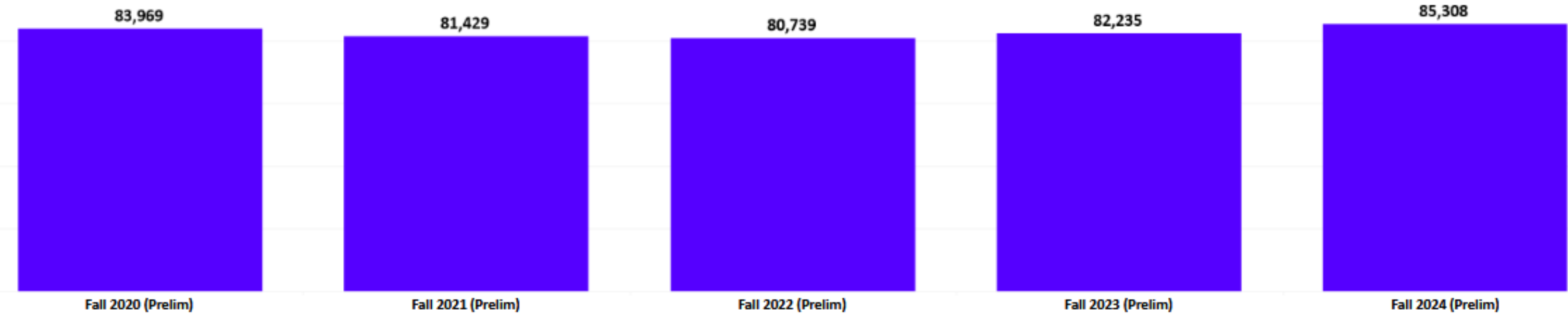
- Fall 2023 and Fall 2024 mark consecutive (and the only) years of credential-seeking enrollment growth.
- Fall 2023 and Fall 2024 mark consecutive (and the only) years of adult enrollment growth.
- Record first-time cohort.
- Record URM enrollment.
- Record dual credit enrollment.

Four-Year Publics

Credential-Seeking Undergraduate

Fall 2023	Fall 2024	
Enrollment Count	Enrollment Count	% Change
82,235	85,308	3.7%

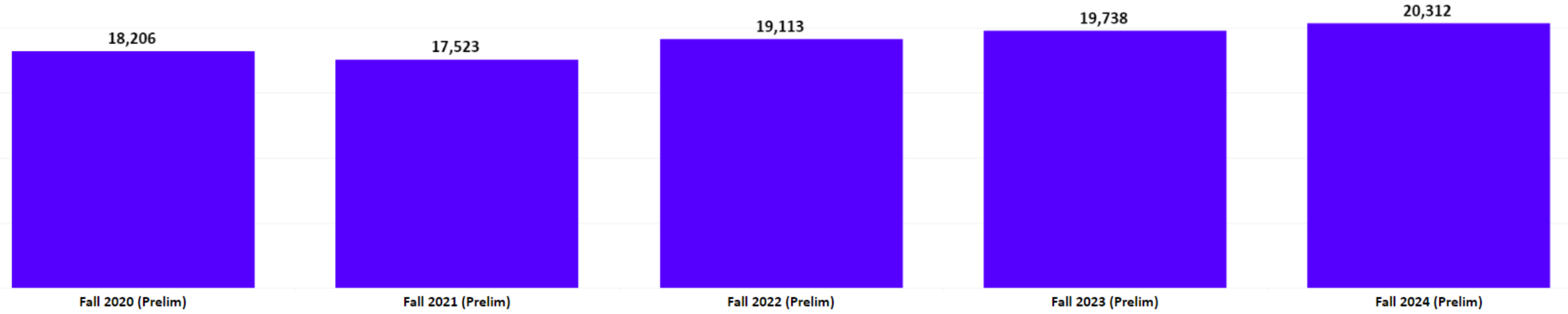
Fall 2020	Fall 2024	
Enrollment Count	Enrollment Count	% Change
83,969	85,308	1.6%



First-Time Undergraduate

Fall 2023	Fall 2024	
Enrollment Count	Enrollment Count	% Change
19,738	20,312	2.9%

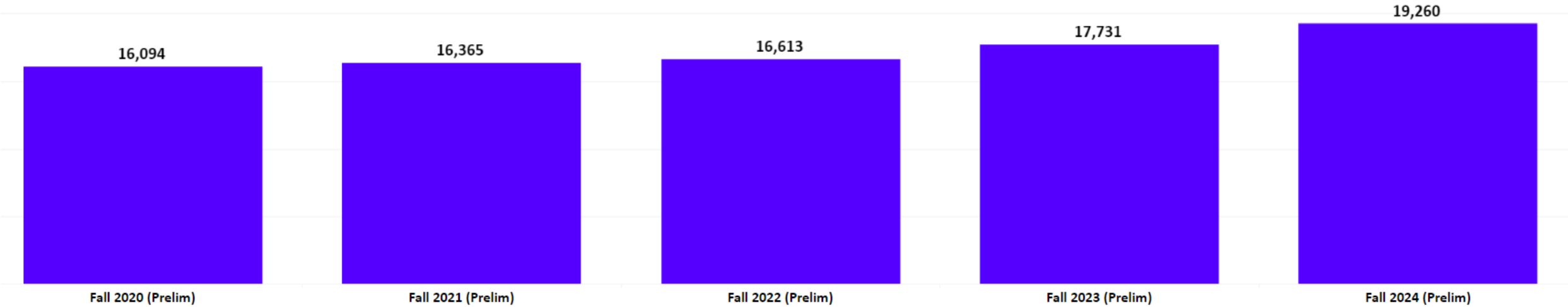
Fall 2020	Fall 2024	
Enrollment Count	Enrollment Count	% Change
18,206	20,312	11.6%



Underrepresented Minority (URM) Undergraduate

Fall 2023	Fall 2024	
Enrollment Count	Enrollment Count	% Change
17,731	19,260	8.6%

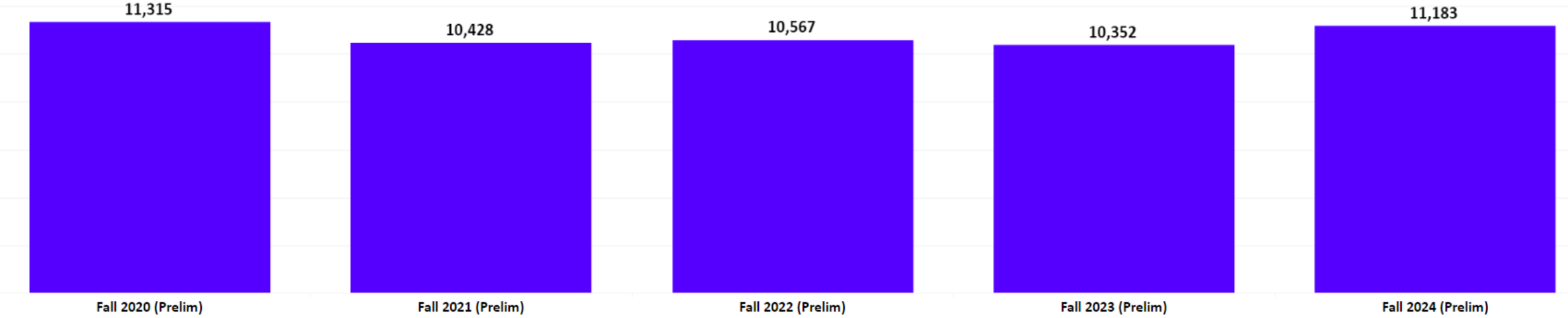
Fall 2020	Fall 2024	
Enrollment Count	Enrollment Count	% Change
16,094	19,260	19.7%



Adult (Ages 25-64) Undergraduate

Fall 2023	Fall 2024	
Enrollment Count	Enrollment Count	% Change
10,352	11,183	8.0%

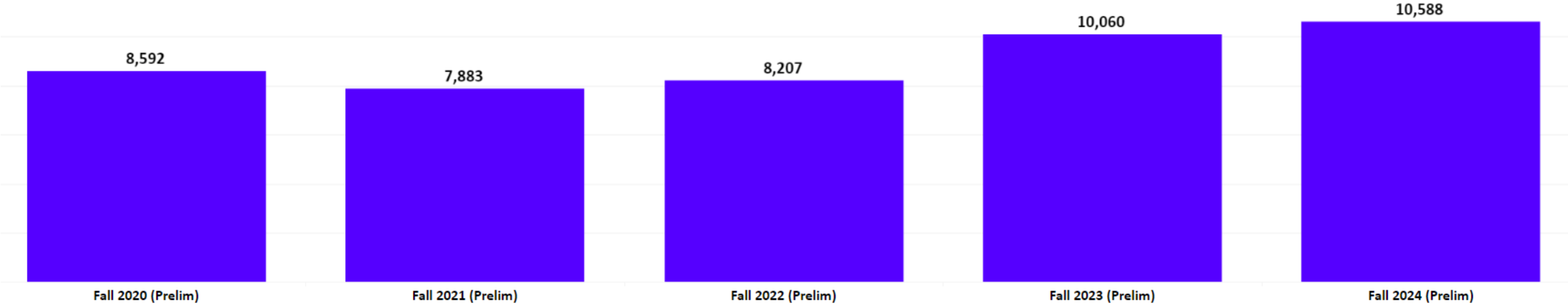
Fall 2020	Fall 2024	
Enrollment Count	Enrollment Count	% Change
11,315	11,183	-1.2%



Dual Credit

Fall 2023	Fall 2024	
Enrollment Count	Enrollment Count	% Change
10,060	10,588	5.3%

Fall 2020	Fall 2024	
Enrollment Count	Enrollment Count	% Change
8,592	10,588	23.2%

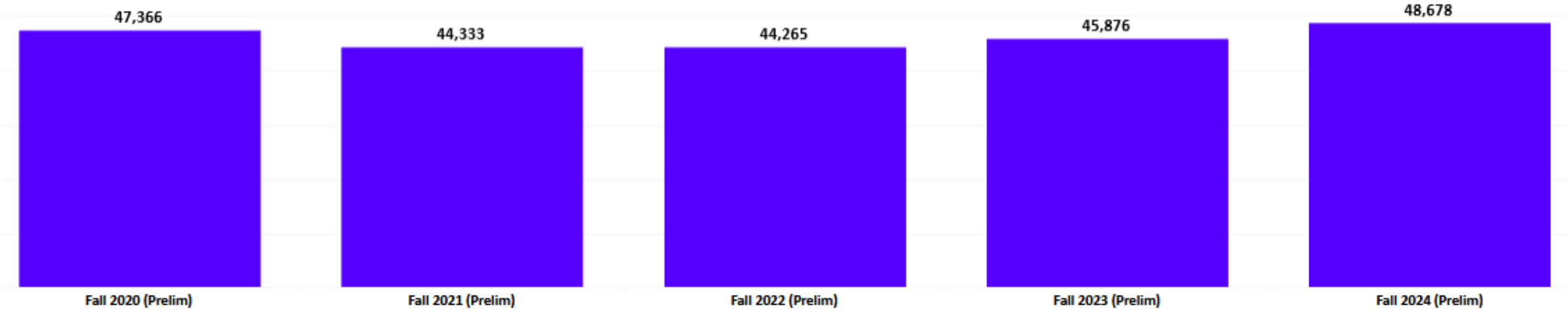


2-Year Publics

Credential-Seeking Undergraduate

Fall 2023	Fall 2024	
Enrollment Count	Enrollment Count	% Change
45,876	48,678	6.1%

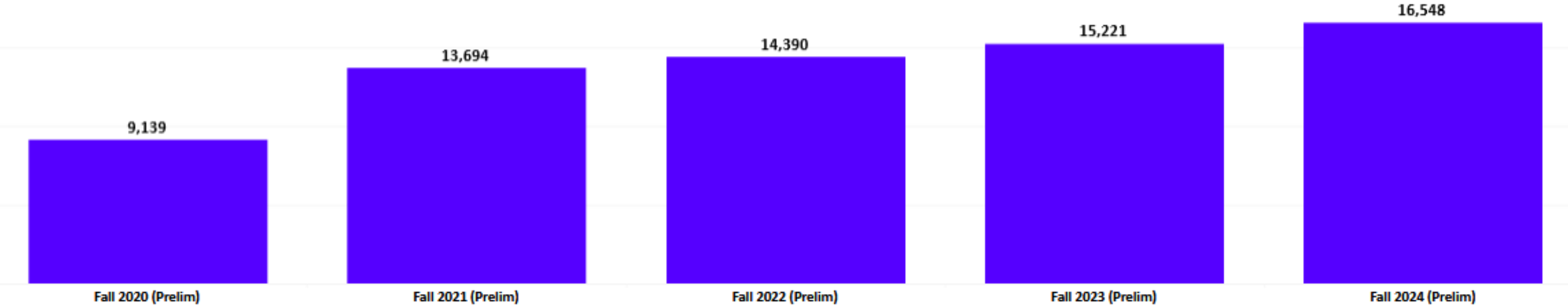
Fall 2020	Fall 2024	
Enrollment Count	Enrollment Count	% Change
47,366	48,678	2.8%



First-Time Undergraduate

Fall 2023	Fall 2024	
Enrollment Count	Enrollment Count	% Change
15,221	16,548	8.7%

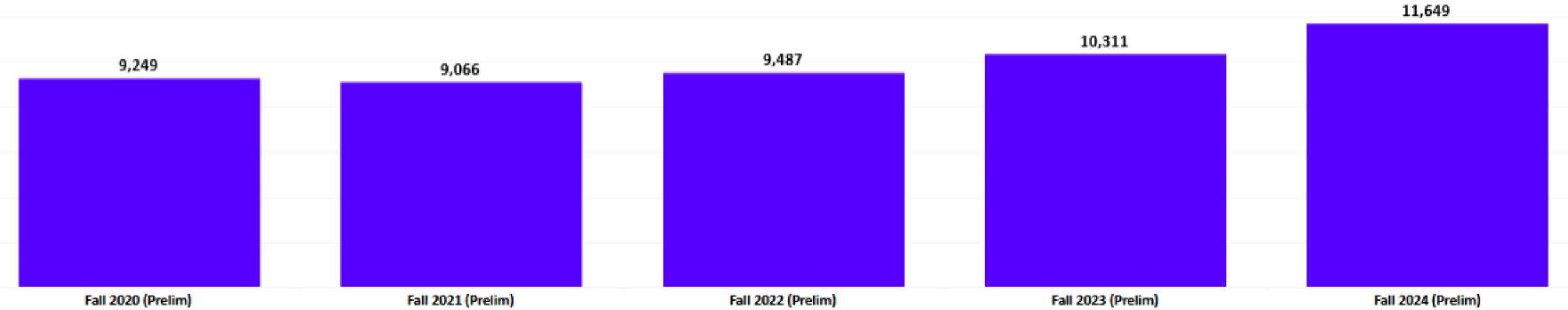
Fall 2020	Fall 2024	
Enrollment Count	Enrollment Count	% Change
9,139	16,548	81.1%



Underrepresented Minority (URM) Undergraduate

Fall 2023	Fall 2024	
Enrollment Count	Enrollment Count	% Change
10,311	11,649	13.0%

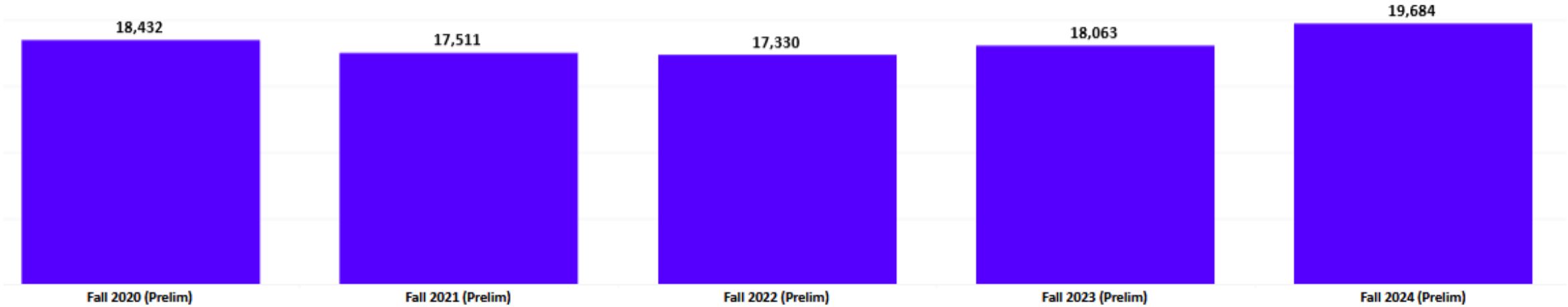
Fall 2020	Fall 2024	
Enrollment Count	Enrollment Count	% Change
9,249	11,649	25.9%



Adults (Ages 25-64) Undergraduate

Fall 2023	Fall 2024	
Enrollment Count	Enrollment Count	% Change
18,063	19,684	9.0%

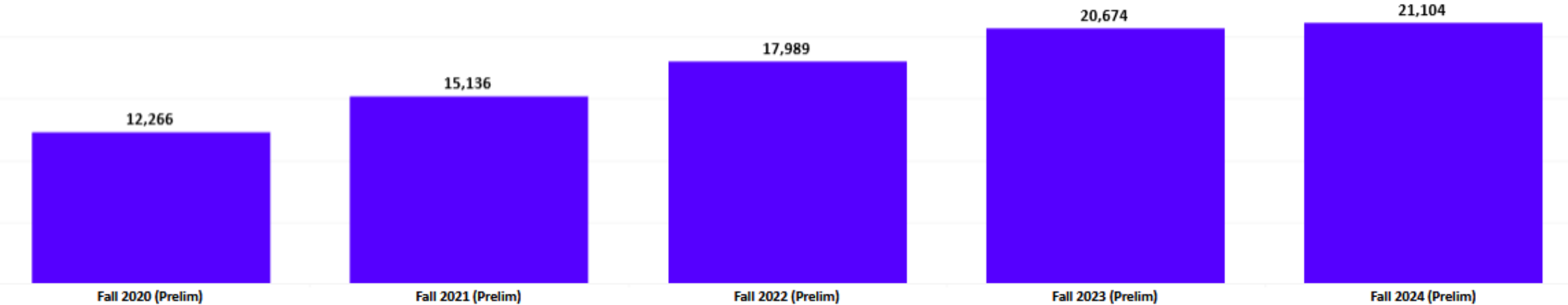
Fall 2020	Fall 2024	
Enrollment Count	Enrollment Count	% Change
18,432	19,684	6.8%



Dual Credit

Fall 2023	Fall 2024	
Enrollment Count	Enrollment Count	% Change
20,674	21,104	2.1%

Fall 2020	Fall 2024	
Enrollment Count	Enrollment Count	% Change
12,266	21,104	72.1%



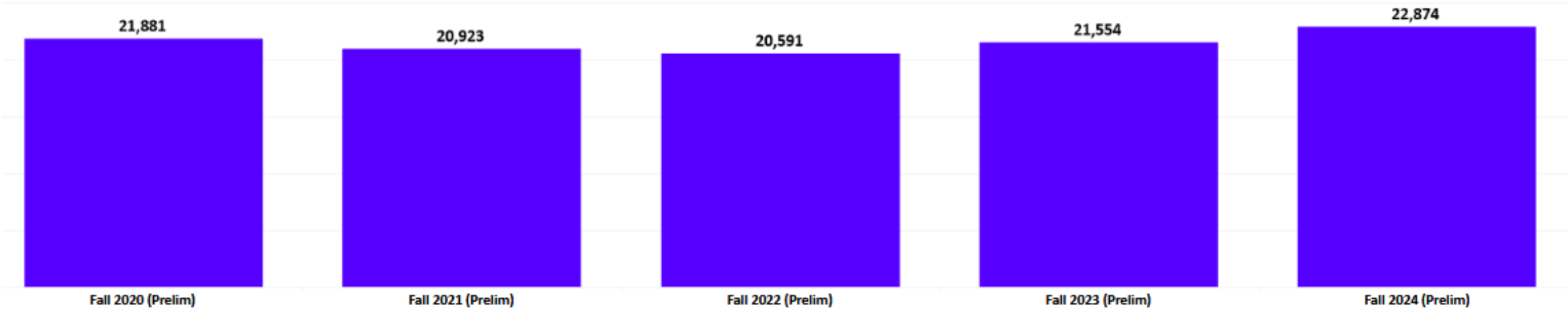
AIKCU

Note: Campbellsville and Centre removed. Awaiting corrected files.

Credential-Seeking Undergraduate

Fall 2023	Fall 2024	
Enrollment Count	Enrollment Count	% Change
21,554	22,874	6.1%

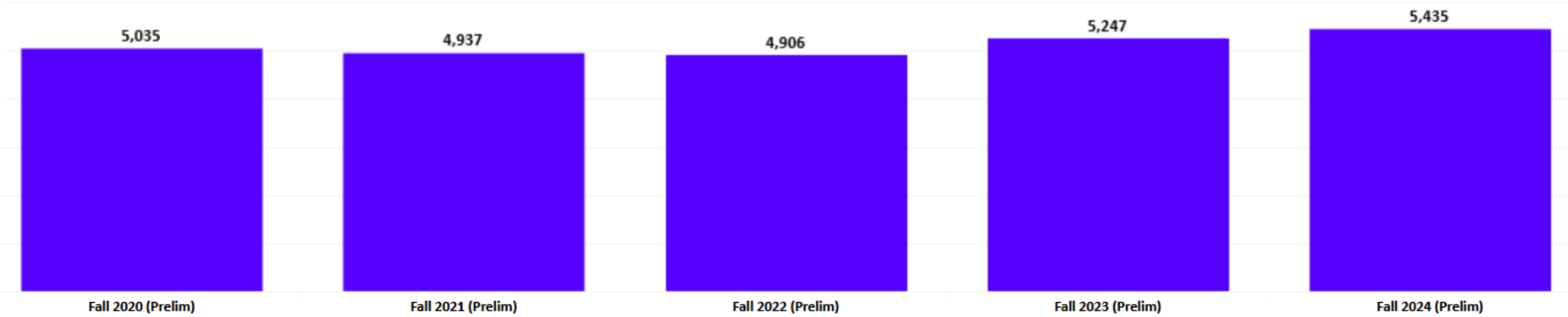
Fall 2020	Fall 2024	
Enrollment Count	Enrollment Count	% Change
21,881	22,874	4.5%



First-Time Undergraduate

Fall 2023	Fall 2024	
Enrollment Count	Enrollment Count	% Change
5,247	5,435	3.6%

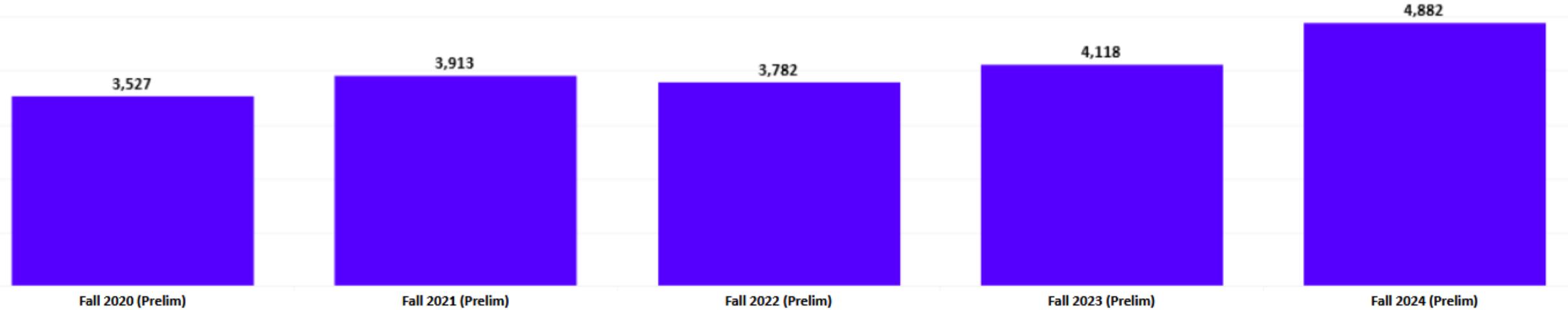
Fall 2020	Fall 2024	
Enrollment Count	Enrollment Count	% Change
5,035	5,435	7.9%



Underrepresented Minority (URM) Undergraduate

Fall 2023	Fall 2024	
Enrollment Count	Enrollment Count	% Change
4,118	4,882	18.6%

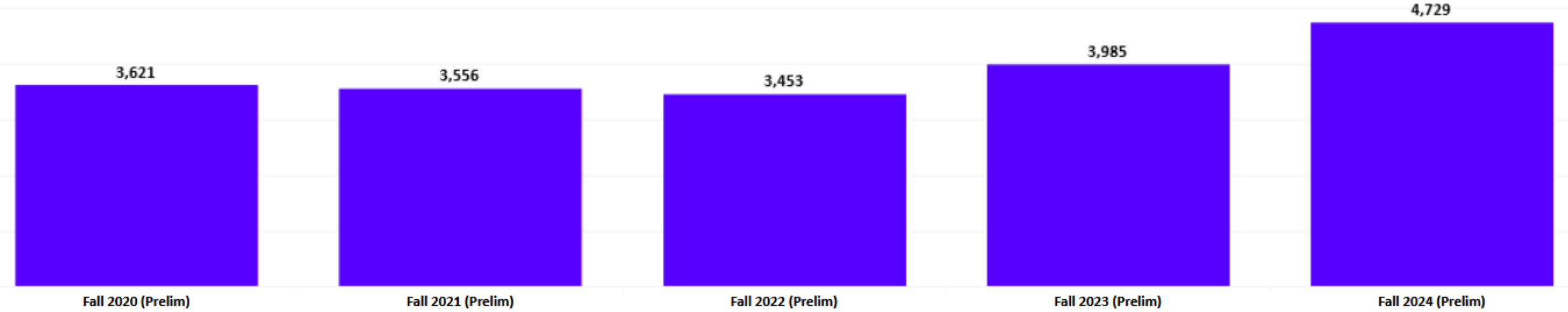
Fall 2020	Fall 2024	
Enrollment Count	Enrollment Count	% Change
3,527	4,882	38.4%



Adult (Ages 25-64) Undergraduate

Fall 2023	Fall 2024	
Enrollment Count	Enrollment Count	% Change
3,985	4,729	18.7%

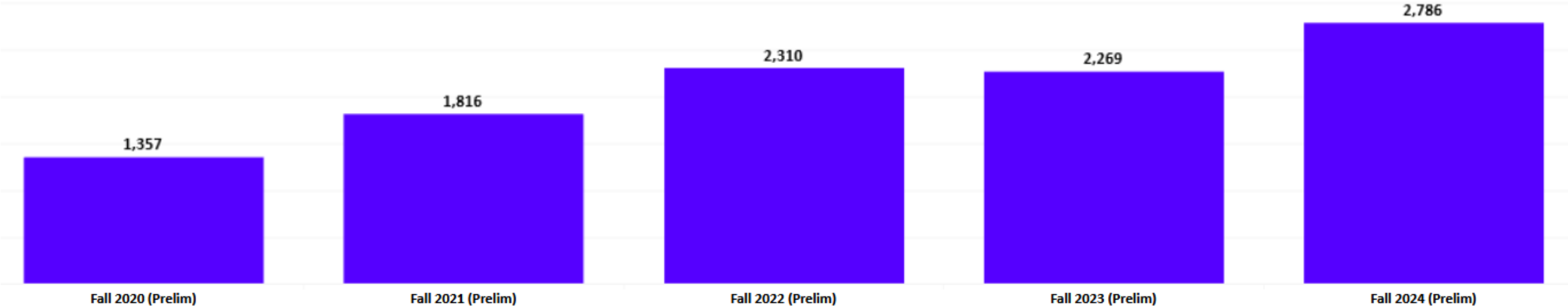
Fall 2020	Fall 2024	
Enrollment Count	Enrollment Count	% Change
3,621	4,729	30.6%



Dual Credit

Fall 2023	Fall 2024	
Enrollment Count	Enrollment Count	% Change
2,269	2,786	22.8%

Fall 2020	Fall 2024	
Enrollment Count	Enrollment Count	% Change
1,357	2,786	105.3%

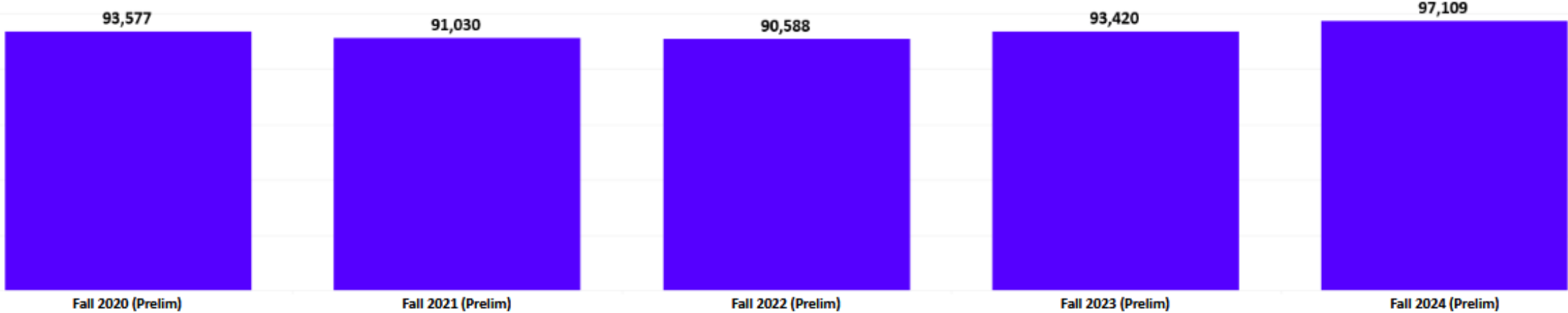


The Big Picture

Four-Year Public Undergraduate

Fall 2023	Fall 2024	
Enrollment Count	Enrollment Count	% Change
93,420	97,109	3.9%

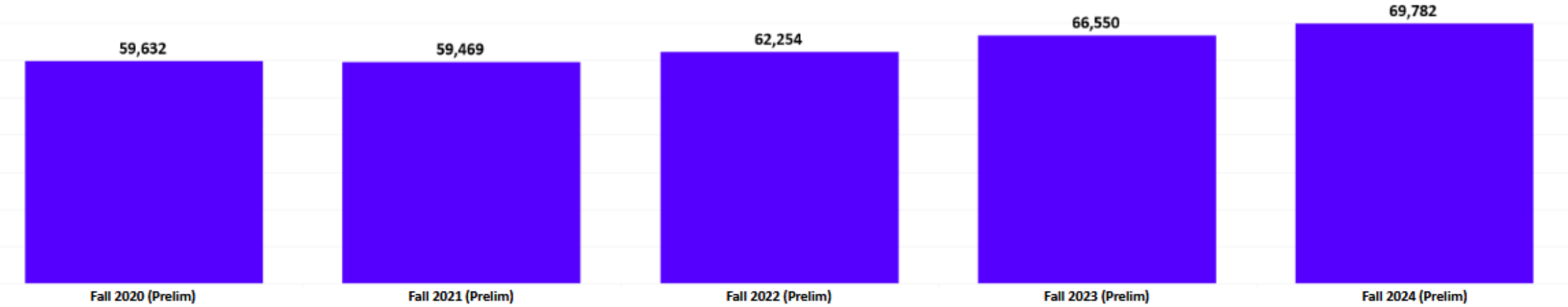
Fall 2020	Fall 2024	
Enrollment Count	Enrollment Count	% Change
93,577	97,109	3.8%



Two-Year Public Undergraduate (Excludes Workforce)

Fall 2023	Fall 2024	
Enrollment Count	Enrollment Count	% Change
66,550	69,782	4.9%

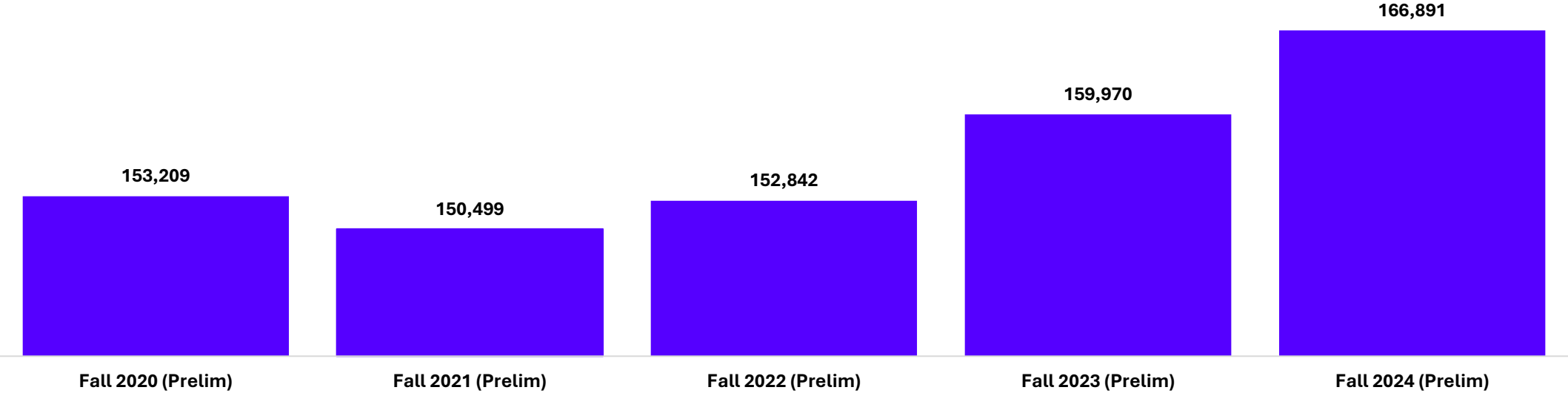
Fall 2020	Fall 2024	
Enrollment Count	Enrollment Count	% Change
59,632	69,782	17.0%



Total Public Undergraduate (Excludes KCTCS Workforce)

Fall 2023	Fall 2024	
Enrollment Count	Enrollment Count	% Change
159,970	166,981	4.3%

Fall 2020	Fall 2024	
Enrollment Count	Enrollment Count	% Change
153,209	166,891	8.9%



Thank you!