

Broward Health Medical Center
Comprehensive Infection Control Risk Assessment
Calendar Year 2021

Scoring Criteria:

A Risk Priority Number will be assigned for each event. Infection control will use a Pareto Analysis of the Risk priority numbers assigned to identify the main focus areas for the Infection Control plan of Calendar Year 2020.

Issues considered for **probability** include, but are not limited to:

- 1 Known risk
- 2 Historical data
- 3 Literature review or benchmark statistics

Issues considered for **response** include, but are not limited to:

- 1 Time needed to respond
- 2 Scope of response capability
- 3 Historical evaluation of response success

Issues considered for **life threat** include, but are not limited to:

- 1 Potential for staff death or injury
- 2 Potential for patient death or injury

Issues considered for **permanent harm** include, but are not limited to:

- 1 Potential impairment in cognitive functioning not related to underlying illness
- 2 Potential impairment in motor functions & ability to perform ADLs
- 3 Potential impairment in organ function
- 4 Potential chronic pain

Issues considered for **patient care impact** include, but are not limited to:

- 1 Interruption in usual patient care workflow
- 2 Employees unable to report to work
- 3 Surge demand for patient care service
- 4 Potential for exposure to an infectious agent
- 5 Change in level of patient care
- 6 Interruption of critical services
- 7 Change inpatient treatment
- 8 Change in services or setting
- 9 Increased potential for acquiring MDRO

Issues considered for **preparedness** include, but are not limited to:

- 1 Status of current plans, policies, procedures & practices
- 2 Demonstrated compliance with above
- 3 Annual Training status
- 4 Demonstrated staff awareness
- 5 Availability of alternate sources for critical supplies/services

Issues considered for **internal resources** include, but are not limited to:

- 1 Types of supplies on hand/will they meet need?
- 2 Volume of supplies on hand/will they meet need?
- 3 Staff availability
- 4 Interdepartmental Coordination
- 5 Availability of support services & staff
- 6 Internal resources ability to respond in a timely manner

Issues considered for **external resources** include, but are not limited to:

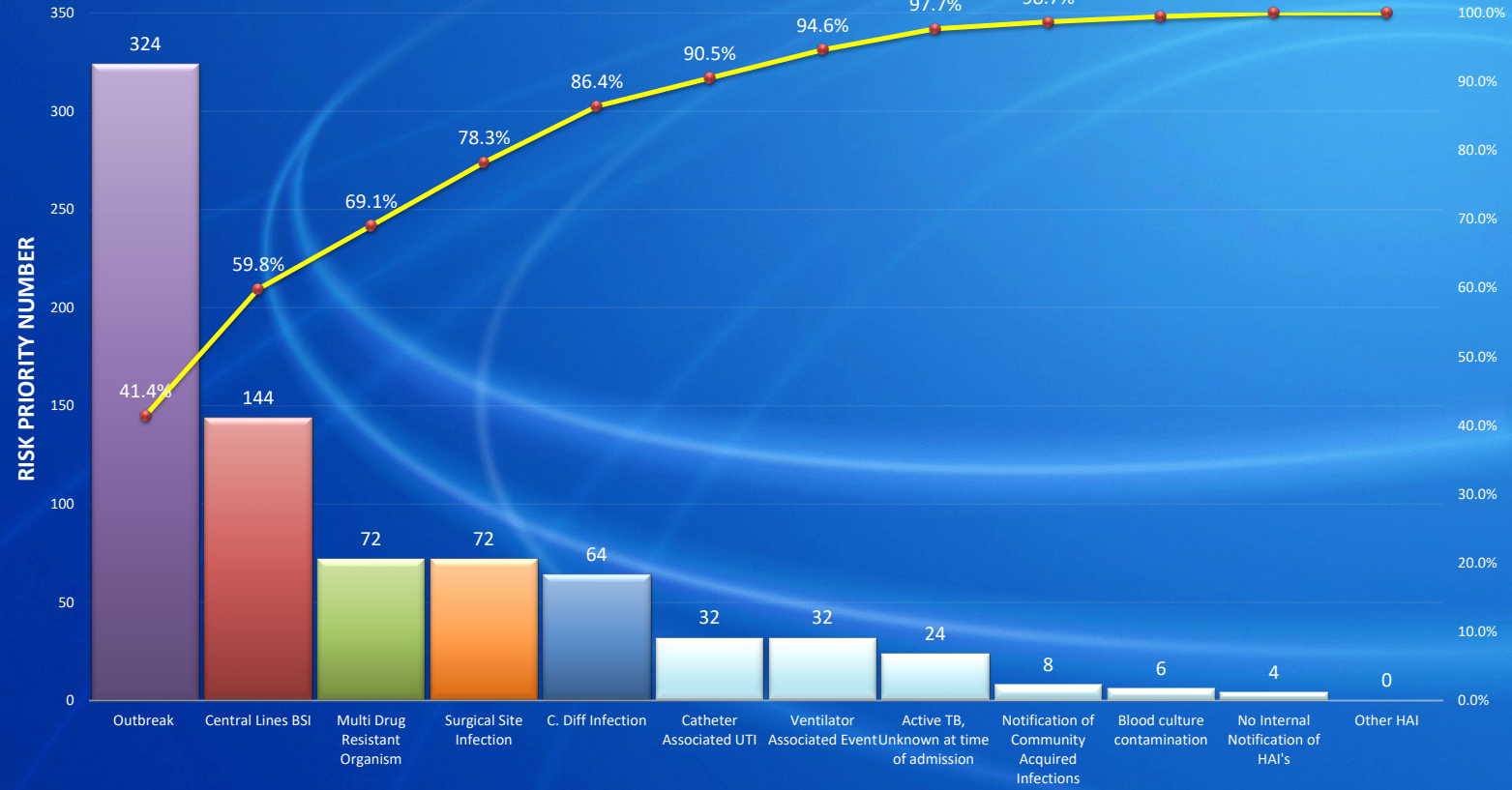
- 1 Types of agreements with community agencies
- 2 Coordination with local and state agencies
- 3 Coordination with proximal health care facilities
- 4 Coordination with treatment specific facilities
- 5 Community resources

The summary section provides the specific and overall Infection Control relative risk.

**CY 2021 INFECTION CONTROL RISK ASSESSMENT
HAI RISKS**

EVENT	PROBABILITY <i>Likelihood this will occur</i>	SEVERITY = (MAGNITUDE - MITIGATION)						RPN <i>RISK PRIORITY NUMBER</i>
		LIFE THREAT <i>Possibility of death</i>	PERMANENT HARM <i>Functional losses & permanent injury</i>	PATIENT CARE IMPACT <i>Individual or systemic Interruption of services</i>	PREPARED-NESS <i>Preplanning</i>	INTERNAL RESPONSE <i>Time, effectiveness, resources</i>	EXTERNAL RESPONSE <i>Community/ Communication, Mutual Aid staff and supplies</i>	
SCORE	1 = Low 2 = Moderate 3 = High	1 = Low 2 = Moderate 3 = High	1 = Low 2 = Moderate 3 = High	1 = Low 2 = Moderate 3 = High	1 = High 2 = Moderate 3 = Low or none	1 = High 2 = Moderate 3 = Low or none	1 = High 2 = Moderate 3 = Low or none	
Central Lines BSI	3	2	1	3	2	2	2	144
MDRO	3	1	1	3	2	2	2	72
Catheter Associated UTI	2	1	1	2	2	2	2	32
Surgical Site Infection	3	1	1	3	2	2	2	72
Active TB, Unknown at time of admission	2	1	1	3	1	2	2	24
Notification of Community Acquired Infections	1	1	1	2	1	2	2	8
VAE	2	2	1	2	1	2	2	32
Outbreak	3	3	3	3	2	1	2	324
C. Diff Infection	2	1	2	2	2	2	2	64
Blood culture contamination	3	1	1	2	1	1	1	6
Other HAIs	3							
No Internal Notification of HAI's	1	1	1	2	2	1	1	4

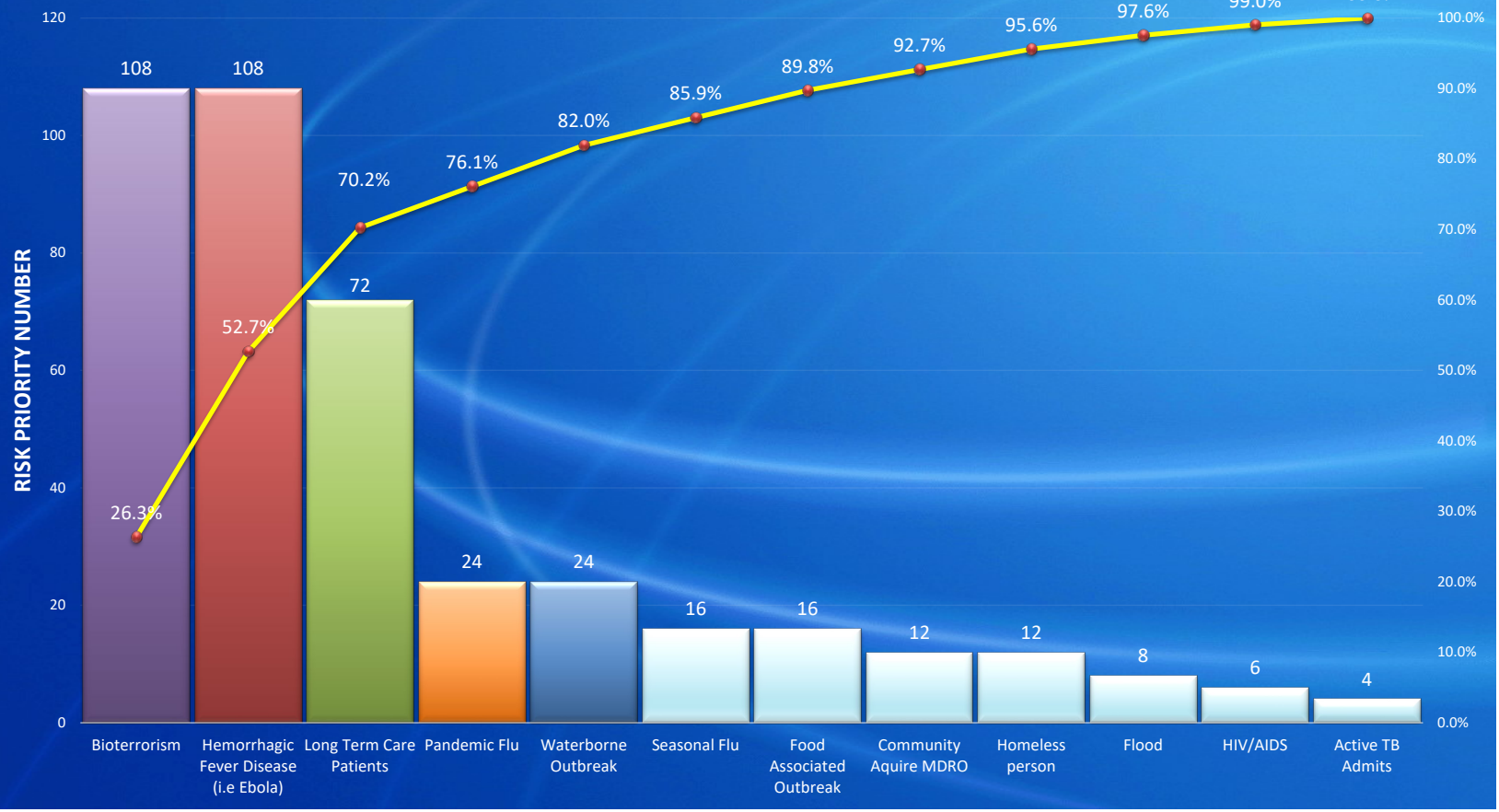
HAI Risk Assessment



**CY 2021 INFECTION CONTROL RISK ASSESSMENT
COMMUNITY RISKS**

EVENT	PROBABILITY	SEVERITY = (MAGNITUDE - MITIGATION)						RPN
		LIFE THREAT	PERMANENT HARM	IMPACT PATIENT CARE	PREPARED-NESS	INTERNAL RESPONSE	EXTERNAL RESPONSE	
	<i>Likelihood this will occur</i>	<i>Possibility of death</i>	<i>Functional losses & permanent injury</i>	<i>Individual or Interruption of services</i>	<i>Preplanning</i>	<i>Time, effectiveness, resources</i>	<i>Community/ Mutual Aid staff and supplies</i>	<i>RISK PRIORITY NUMBER</i>
SCORE	0 = N/A 1 = Low 2 = Moderate 3 = High	1 = Low 2 = Moderate 3 = High	1 = Low 2 = Moderate 3 = High	1 = Low 2 = Moderate 3 = High	1 = High 2 = Moderate 3 = Low or none	1 = High 2 = Moderate 3 = Low or none	1 = High 2 = Moderate 3 = Low or none	
Bioterrorism	1	3	3	3	2	2	1	108
Hemorrhagic Fever Disease (i.e Ebola)	1	3	3	3	2	2	1	108
Long Term Care Patients	3	2	3	2	1	2	1	72
Waterborne Outbreak	2	1	1	3	2	2	1	24
Pandemic Flu	1	2	2	3	2	1	1	24
Food Associated Outbreak	2	1	1	2	2	2	1	16
Seasonal Flu	1	2	1	2	2	2	1	16
Community Aquire MDRO	3	1	1	1	2	2	1	12
HIV/AIDS	3	2	1	1	1	1	1	6
Homeless person	3	1	2	1	1	2	1	12
Flood	1	1	1	2	2	2	1	8
Active TB Admits	2	1	1	1	1	2	1	4

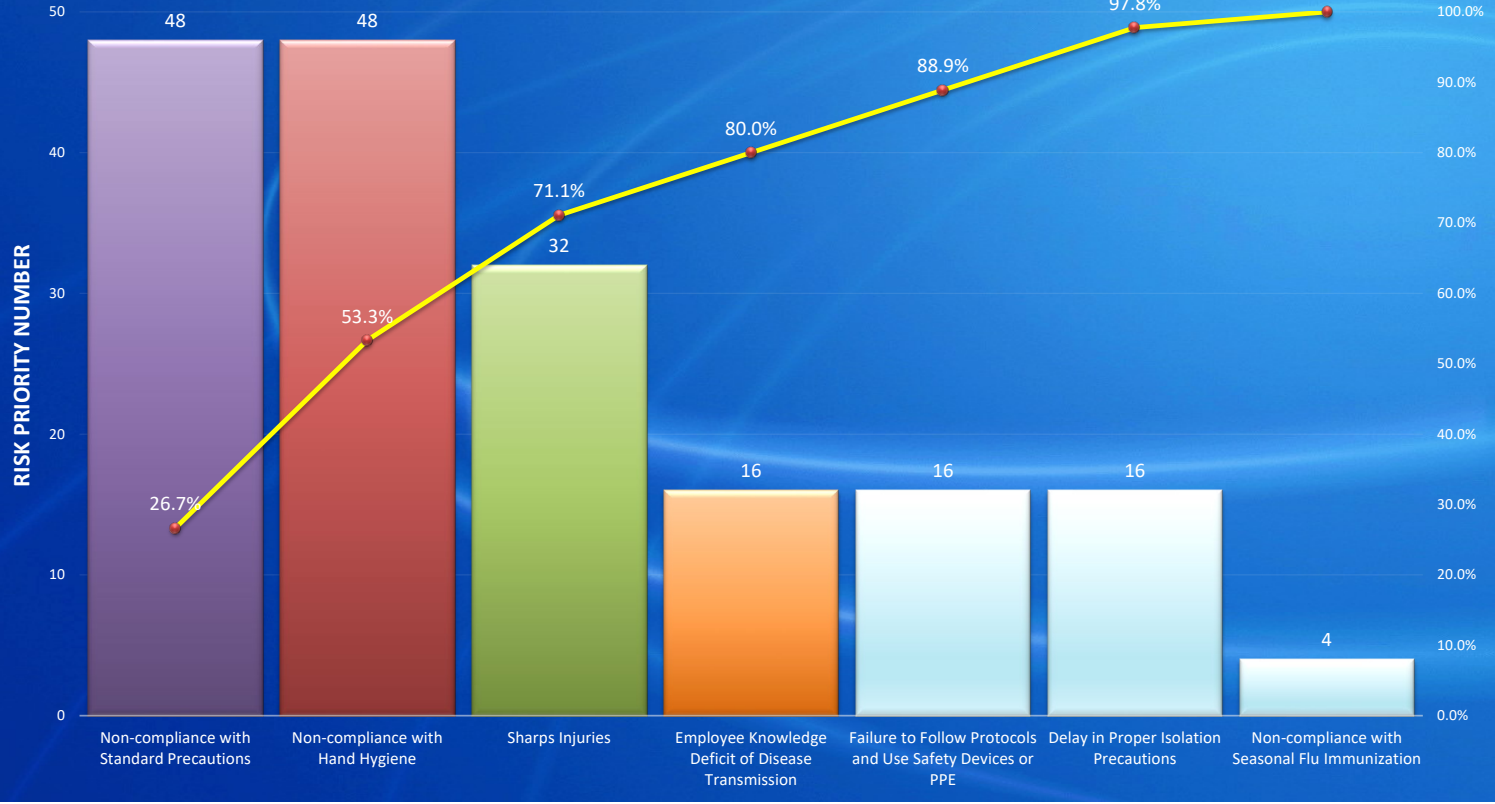
Community Risk Assessment



**CY 2021 INFECTION PREVENTION/CONTROL RISK ASSESSMENT
HEALTH CARE WORKER RELATED RISKS**

EVENT	PROBABILITY <i>Likelihood this will occur</i>	SEVERITY = (MAGNITUDE - MITIGATION)						RPN <i>RISK PRIORITY NUMBER</i>
		LIFE THREAT <i>Possibility of death</i>	PERMANENT HARM <i>Physical losses and damages</i>	IMPACT PATIENT CARE <i>Individual or Interruption of services</i>	PREPARED-NESS <i>Preplanning</i>	INTERNAL RESPONSE <i>Time, effectiveness, resources</i>	EXTERNAL RESPONSE <i>Community/ Mutual Aid staff and supplies</i>	
SCORE	1 = Low 2 = Moderate 3 = High	1 = Low 2 = Moderate 3 = High	1 = Low 2 = Moderate 3 = High	1 = Low 2 = Moderate 3 = High	1 = High 2 = Moderate 3 = Low or none	1 = High 2 = Moderate 3 = Low or none	1 = High 2 = Moderate 3 = Low or none	
Non-compliance with Seasonal Flu Immunization	2	1	1	2	1	1	1	4
Employee Knowledge Deficit of Disease Transmission	2	1	1	1	2	2	2	16
Non-compliance with Hand Hygiene	2	1	1	3	2	2	2	48
Failure to Follow Protocols and Use Safety Devices or PPE	1	1	2	2	1	2	2	16
Delay in Proper Isolation Precautions	2	1	1	2	1	2	2	16
Sharps Injuries	2	1	2	2	1	2	2	32
Non-compliance with Standard Precautions	3	1	1	2	2	2	2	48

HCW Risk Assessment



**CY 2021 INFECTION PREVENTION/CONTROL RISK ASSESSMENT
ENVIRONMENTAL RISKS**

EVENT	PROBABILITY	SEVERITY = (MAGNITUDE - MITIGATION)						RPN
		LIFE THREAT	PERMANENT HARM	IMPACT PATIENT CARE	PREPARED-NESS	INTERNAL RESPONSE	EXTERNAL RESPONSE	
	<i>Likelihood this will occur</i>	<i>Possibility of death</i>	<i>Functional losses or injury</i>	<i>Individual or Interruption of services</i>	<i>Preplanning</i>	<i>Time, effectiveness, resources</i>	<i>Community/ Mutual Aid staff and supplies</i>	RISK PRIORITY NUMBER
SCORE	1 = Low 2 = Moderate 3 = High	1 = Low 2 = Moder 3 = High	1 = Low 2 = Moderate 3 = High	1 = Low 2 = Moderate 3 = High	1 = High 2 = Moderate 3 = Low or none	1 = High 2 = Moderate 3 = Low or none	1 = High 2 = Moderate 3 = Low or none	
Inadequate Supplies of Personal Protective Equipment	1	1	1	3	1	1	1	3
Improper handling of Biohazardous Waste	2	1	2	2	2	2	1	32
Improper Sharps Handling	2	1	2	2	2	1	1	16
Improper Sterilization of Equipment	2	3	2	2	2	2	1	96
Improper Disinfection of Equipment	2	2	2	2	2	1	1	32
Improper Environmental Cleaning	3	1	1	3	3	3	3	243
Failure of Negative Pressure Ventilation	1	1	1	3	1	1	1	3
Inadequate Preconstruction IC Planning & Risk Assessment	2	1	1	2	2	2	1	16
Surgical Services - Environmental controls (air exchange, temp, humidity monitoring) Fallout	2	1	1	2	1	2	1	8
Inadequate High Level Disinfection	2	1	2	2	2	2	1	32
Air Quality Fallouts	1	1	2	3	1	1	1	6

Environmental Risk Assessment

